

UNIVERSAL ROUGH



SEPARATE ROUGH & TRIM

No need to worry about damaging the trim. Roughs for bath faucets and shower valves can be purchased separately from Riobel trims.

Unique box design: Rough can be easily removed without opening the trim box.




FLOOR-MOUNT TUB FILLER CONCRETE FLOOR INSTALLATION BOX



Kit of adjustable legs


WHAT TO FORESEE



Parallel to the bath



Finished installation




4"

INSTALLATION STEPS


1

Pour the concrete so that it is flush with the top of the box and the PVC pipe exits in the wall division.



2

Remove the tape and insert the rough on which you preinstalled the piping.



3

You are now ready to continue your project!

